

Resene

NEWS

Head Office, Vogel St, Lower Hutt, P.O. Box 38 242, Wellington Mail Centre, New Zealand. Tel +64-4-577 0500, Fax +64-4-577 0600. ColorShops throughout New Zealand

It's a MONZ-ster of a Museum

The new Jasmax-designed Museum of New Zealand on Wellington's waterfront is still a year away from completion, but already, contractors Kensington Associates have applied more than 20,000 litres of Resene paints.


Ten painters have worked on the MONZ museum project with partners Gary Nelson and Denys Kensington for the past two years with stunning and dramatic results.

These include acres of ceiling battens in Quick Dry Acrylic and two coats of Uracryl 402 to ensure long-term yellowing and Matai veneer wall panels coated first with Multi Shield followed with two coats of rolled HD Polysatin.

Painting a museum is a whale of a job, but was confidently undertaken by contractors Kensington Associates. Denys Kensington (left) and partner Gary Nelson (right) survey progress along with Resene Managing Director Tony Nightingale. ▶



◀ At the New Museum of New Zealand in Wellington, from left Resene Managing Director Tony Nightingale, Denys Kensington of Kensington Associates, Resene Marketing Manager Andrew Gunn, Resene Ambassador of Colour and Design Sylvia Sandford and Gary Nelson (Kensington Associates).



Matai veneer panelling at the museum has been coated with Multi Shield, followed with two coats of rolled HD Polysatin. ▶

Achieving a sense of style - long distance

A sense of style is not something all of us are born with.

But, with the help of Resene's Ambassador of Colour and Design, Sylvia Sandford, and a long distance learning course established as a joint venture between Resene Paints and The Open Polytechnic of New Zealand (TOPNZ), it is something people can learn.

The Sylvia Sandford Interior Design Course comprises 12 modules which have been designed to give course participants an understanding of how to achieve a living environment which works for them.

"The course is intended both for the motivated home owner and those thinking about taking on interior design as a career," says TOPNZ Business Development Manager Debbie Martindale.

Students are steadily enrolling in the course which is the first of its kind combining the resources of a commercial organisation with an academic institution.

For more information contact The Open Polytechnic of New Zealand, Private Bag 30-914, Lower Hutt, Tel: 0800 507 333 or 04 566-6189, fax: 04 566 5633.



▲ Course tutor and Resene Ambassador of Colour and Design, Sylvia Sandford, with the kit.

Resene - the paint the professionals use

Konichi wa Resene


Sales Representative Tony Taylor and the team at Resene's Rotorua branch are excited to be working closely with Sigma International Export (which manufactures Lockwood buildings) in a project which is seeing Resene products in Japan, Russia, Korea and Fiji.

A new 1,600-seat agrodome and two restroom blocks, designed by Rotorua-based Sigma International Export, recently opened in Japan, comprising 23 containers of wooden beams and Resene paint - Resene Lumbersider, Hi Glo, Resene Lockwood Polyurethane.

Resene has previously supplied paint for about 70 houses in Japan, Korea, Russia and Fiji with more on the way. Already some 12,000 litres of paint has gone to these countries, Tony says.

Sigma International Export Manager Brian Riacke says the buildings have to stand up to harsh conditions including heavy snowfalls, typhoons and frequent earthquakes.

(From top): Sigma International Export's new agrodome in Japan and houses in Korea and Russia featuring Resene products.




Rustic Effect with Resitex

Architect Richard Hill of Chow Hill Architects in Hamilton designed a country house with a Mediterranean feel overlooking a small valley and open fields.

Decorative Paint Effects Specialist Tony Schoen was called in to apply the exterior paint system - Resene's Resitex Superfine, coloured Teak, over plaster - which was chosen to emulate an aged rustic effect with modern durable properties.

"It's an exciting new product and the results are spectacular," says Resene Hamilton Branch Manager Gil Wall.



(Above) The Hamilton house - a rustic effect with a new Resene product. Inset: Architect Richard Hill (left) with painter Tony Schoen.

Donald Duck Endures



▲ Donald, Goofy and Pluto - as fresh as the day they were painted 12 years ago.

Walt Disney characters have enduring appeal, and Resene paints have enduring performance.

It was 12 years ago painter Rob Pollock, now of Davis and Pollock Signs of Paraparaumu, painted the colourful mural on the corner of St Alban's Street in New Plymouth.

The Resene Hi-Glo Gloss Acrylic used has retained its original colour and gloss and is in "fantastic condition", says Rob.

In the Swim at Upper Hutt


Resene Paints has made a bold splash at Upper Hutt's new Leisure Centre.

Architect Andrew Wheatley of Hunt Davies Architects specified Resene for the complex and worked with Resene Representative Bruce Ryland to develop a system to cope with the humid pool conditions.

Resene F10 Satin Glaze over Lumbersider was used by contractors C.D. Decorators, with colours specially developed by Resene for the pool.

A feature of the Leisure Centre is a vast mural designed and painted by CIT students using paint supplied by Resene.

CIT students designed and painted the poolside mural at the Upper Hutt Leisure Centre using Resene Paints. ▶





Grandstanding in Nelson

Cricket fans in Nelson are watching with interest as Stage One of a new grandstand at Trafalgar Park takes shape.

Architect Warren Wiggins has extensive experience in grandstand design and has specified a variety of Resene products - including Resitex on the exterior and Aquapoxy for the changing room floors for painters Ray McKenzie and Sons to apply.

Resene Nelson branch Representative Richard Haynes says the curves and shapes of the building have been attractively highlighted with standout colours from the Resene Heritage Range - Cappuccino, Red Oxide and Nile Blue.

Resene Representative Richard Haynes (left) with architect Warren Wiggins outside Stage One of the Trafalgar Park Grandstand in Nelson.



Stars of the Galaxie

Anyone who says you can't mix business with pleasure hasn't spotted the Hinton Brothers, Craig and Michael, as they set off to work in their fleet of Fords.

The brothers are paint contractors in Wellington and as well as working together under the tradename Galaxie Decorators (named after a Ford model), share a passion for veteran Fords.

They have a fleet of three Ford factory utes - 1957, 1958 and 1959. Strikingly signpainted and proudly bearing the Resene logo, they're hard to miss.

Resene Area Manager Darren Morgan says the brothers' smart marketing is equalled by the quality of work they have been doing around the capital including the Gibson Group building, Avery Ford Motors and the restaurant Petit Lyon.

Craig (left) and Michael Hinton with their eye-catching 1958 Ford ute.



Concrete Silos Set for Style

When Auckland concrete company Kings Cement was bought out recently by Allied Concrete, it got a new look as well as a new name.

Paint contractors T.B.S. Coatings (Auckland) Ltd applied the Resene Ameron PSX 700 system to the silos, using BS 5252 Buttercup.

Resene Sales Representative Ian Rolfe-Vyson says in addition to the silos, all buildings and workshop offices are also painted with Resene Paints, Lumbersider and Resene Hi Glo on the roofs.

Allied Concrete set with Resene Paints.

Millpond Calm After Restoration

The historic Millpond Cottage in Henderson started life as part of a sawmill, but today, thanks to restoration by the Historic Places Trust, it has a calm new life, although part is open to the public.

Resene Henderson branch Salesperson Robyne Russell worked with Historic Places Trust's Connie Anderson to achieve an authentic colour scheme both inside and outside the 19th Century cottage.

Latte from the Resene Heritage range was combined with Champagne outside, while the wood interior (after application of some 100 litres of paint stripper) was treated with stain from the Colour Wood range, and intermix tints to match the original.

Millpond Cottage, lovingly restored by Historic Places Trust using Resene Paints.



Brushstrokes

Focus on MasterSpec

Increasingly, architects and specifiers are turning to MasterSpec, a computer-based specification package for all building and construction projects.

"It's a highly convenient system for writing fast and accurate project specifications," says Resene Paints Marketing Manager Andrew Gunn, "and Resene Paints is the first manufacturer to offer a branded work section on MasterSpec."

"This means that as well as having access to the generic paint specifications, architects and specifiers can also choose paints directly from our One-Line specification system."

"Increasingly the system is becoming the specification tool for leading architectural firms. In an ever-more demanding business environment, quick and easy access to critical information and new products is essential."

"Because the information comes from Resene directly, specifiers can rest assured they are tapping into all our expertise and experience," Andrew says.

Resene Paints is listed in sections VO1R and V52R of the MasterSpec system. For more information about the Resene work section on MasterSpec, call 0800 RESENE (0800 737-363).



Resitex Superfine—subtle texture with magnificent results. ▲

Resitex Superfine - the Texture for Tomorrow

Resene introduces Resitex Superfine - a very subtle textured coating, designed to resemble a brushed plaster effect.

Applied at about four square metres per litre, a smooth, even layer of aggregate can be achieved, says Resene Brand Manager Blair Lill. However, the effects are almost endless if Superfine is spread out to about six square metres per litre.

"We have produced a deep tone base so most of our colour range is immediately available and this also reduces the need for topcoating in most situations."

Resene recommends a basecoat of Resene X200 or Lumbersider tinted to the final colour as this allows Superfine to act as a more decorative finish coat. Variations on this are also available.

"For example," Blair says, "if the base coat were a shade darker than the chosen final colour and Resitex Superfine were applied in a random manner, then the end effects could be quite magnificent."

A Crows Foot brush works best, although the effect can also be achieved by using a wide brush (100mm or 150mm) with the bristles held by rubber bands in three groups.

The product can be used on interiors and exteriors and was used extensively on the Auckland Sky Tower Casino. Resitex Superfine is also great for interior hallways or crit lighting areas where a level 3 finish on Gib would be sufficient as Superfine will hide minor surface defects.

Resitex Superfine is Environmental Choice-approved and its product data sheet D70 can be found in the One-Line specification manual.

New Total for Total Colour Chart

Resene's Total Colour Chart has reached a new total. A further 60 shades have been added to the pastel end of the range giving Resene customers the choice of 566 colours.

The colours are available in palette form or in the self adhesive chip book.

The Resene Heritage Colours chart has also been upgraded to a full colour chart with a good correlation between the chart and test pots.

◀ Resene colour charts - even more to choose from.



Resene on the Net

Architects, specifiers and do-it-yourselfers alike can now access all the painting product and usage information they need straight off the internet.

By logging into <http://www.resene.co.nz> net surfers can choose from two web sites. The architects' and specifiers' option provides the latest product data sheets, services, "What's New", ColorShop information and environmental issues. The home owners site gives information on how to paint your house, using colour, and a problem solver as well as ColorShop information, services, environmental issues and "What's New".

"We have spent a great deal of time developing the sites," says Resene Brand Manager Blair Lill. "They contain a wealth of valuable information which we are constantly updating."

Graphics used in the site are colourful, but not so colourful they slow the speed of use. The sites are also interactive. Architects and specifiers can e-mail Resene directly on advice@resene.co.nz for enquiries or to order charts.



Resene News is published by the Resene Paints Marketing Department. For further information about any of the products featured in this issue of Resene News, please contact the Resene Paints Marketing Department, 32-50 Vogel Street, Naenae, New Zealand, Telephone (04) 577 0500, Fax (04) 577 0600, <http://www.resene.co.nz>. Every effort has been made to ensure accuracy in this publication, but Resene accepts no liability for any errors of fact or opinion expressed herein.