



DAISY BIRD SCARER


Mark Rayner shows you how to build a simple whirligig bird scarer using wooden spoons and testpots.

YOU WILL NEED

- Eight wooden spoons (we got ours from a discount store)
- A small piece of flat wood
- Garden stake
- Exterior PVA glue
- Resene Quick Dry
- Testpots: Resene All Black, Resene Fizz and Resene Kermit.
- Paintbrushes
- Pencil
- Set square
- Electric drill, with 70mm circular wooden hole cutter
- 7mm drill bit
- Screwdriver
- Sandpaper
- Small washers
- Exterior wood screw


TOP TIP

If necessary, use extra washers between the garden stake and the back of the daisy head to ensure it turns freely without catching on the garden stake.



STEP 1

Cut a 70mm disc from the piece of wood.



STEP 2

Smooth the cut edges with sandpaper.



STEP 3

Measure and mark eight, equidistant lines on the wooden disc, as shown.



STEP 4

Use the lines as a guide to drill eight 7mm holes through the edge of the wooden disc (holes need to be the same size as the wooden spoon handles, so adjust if necessary).



STEP 5

Complete the daisy head by pushing a wooden spoon into each of the holes, fixing with PVA glue. Angle each spoon slightly, in the same direction. Allow glue to dry.




STEP 6

Apply one coat of Resene Quick Dry to the daisy head, allowing two hours to dry.



STEP 7

Apply one coat of Resene Quick Dry to the garden stake, allowing two hours to dry.




STEP 8

Apply two coats of Resene Fizz to the daisy petals, allowing two hours between coats.



STEP 9

Apply two coats of Resene Kermit to the garden stake, allowing two hours between coats.



STEP 10

Apply two coats of Resene All Black to the centre, allowing two hours for each coat to dry. Fix the daisy head to the garden stake with an exterior screw, placing washers on either side.

HERE'S ANOTHER COLOUR OPTION:

Create a brilliant white daisy by painting the petals Resene Alabaster and the centre Resene Turbo.

the paint the professionals use

For more on paints phone 0800 RESENE (0800 737 363) or visit your Resene ColorShop or www.resene.co.nz

