

why just one?

Why stick to one paint colour when clever combinations will give you striking effects?

Stripes are a classic favourite in decorating and can create many moods, from beachy tones for casual fun to finer stripes in regency colours for formality. With this wall, we've departed from the usual vertical stripe and gone horizontal in a range of tones inspired by the hydrangea flower. Do as we have by using wider areas of one colour at the top and bottom, and introducing another 'stripe' with the shelves. To get clean edged lines, use low tack masking tape to protect the adjacent area and make sure you remove the tape before the paint dries.

Resene colours from top to bottom are Resene Covert, Resene I Do, Resene Bona Fide, Resene Kookaburra, Resene Poet, Resene Matakana, Resene Covert. The shelves are Resene Wanaka.

Parrott Parade vase by Jaime Hayon for Lladro, \$2700, from Design 55. Areaware Animal Box (polar bear), \$80, and Curio Noir Wax Tree, POA, both from Simon James Concept Store. John Parker Stem bowl #201, \$285, from Masterworks Gallery. Royal Haeger Vase in turquoise blue, \$425, from Mid Century Design. Grey Glerups, \$189, from Design Denmark. Le Cube, \$515, from Madder & Rouge.







-  Resene Poet
-  Resene I Do
-  Resene Bona Fide
-  Resene Matakana
-  Resene Covert
-  Resene Kookaburra
-  Resene Wanaka

Create your own wall borders with a simple scheme of circles. We have used tonal neutrals but you could use anything – a range of primary brights for a child’s room, or alternating black and white against a coloured background. If you’re sure of your colour combinations, paint the circles straight on to the wall; otherwise you can paint them on to separate pieces of paper and create your own wall decals. This way, you can change them around to determine the best effect, and even repaint or remove them when you feel like a

change. Or apply Resene Magnetic Magic as a basecoat underneath your chosen Resene wall colour. Then paint your circles onto separate pieces of card and use magnetic strips to hold them onto the wall – then you can move them around without damaging the wall.

Circles are, left to right: Resene Moscow Mule, Resene White Thunder, Resene Half Joss, Resene Moscow Mule, Resene Heirloom and Resene Half Rickshaw. The background is Resene Barely There. >



-  Resene Moscow Mule
-  Resene Heirloom
-  Resene Half Rickshaw
-  Resene Half Joss
-  Resene Barely There
-  Resene White Thunder

DS Stool by Workroom Design in Oak, \$275, from Douglas + Bec. Kamaka Pottery Tall Hex Bottle, \$1120, and cut-sided Hanaire, \$980, both by Bruce Martin from Every Day Needs. Hana Rakena Obit Bowl, \$1110, and Chris Weaver Black teapot #25, \$475, from Masterworks Gallery. 'One by One' Light by Steve Lehot for Belux, \$1332, from Cite. Synergy 'Wheat' bamboo flooring from Teragren.

styling Lianne Whorwood and Lisa Morton
 pictures Emily Andrews
 set creation Philippe Morin

Go a little retro for a fun child's room scheme – or the same treatment would look equally as good in a living area. There are many retro shapes that are easily converted to this type of border treatment. Paint your own border and then put it on the wall, or paint direct on to the wall.

Colours used are Resene Flashback (orange), Resene Free Spirit (teal green), Resene Spotlight (yellow) and Resene Bootleg (dark brown).

The wall is painted Resene Half Alabaster while the background of the strip is Resene First Light. The floor is Resene Calypso. **H**

Kids Tolix Desk, \$239, and Chair, \$159, from Madder & Rouge. Areaware Hanno Jr gorilla, \$116, from Simon James Concept Store. R.o.b.o.t alarm clock, \$29.90, and DID letter E, \$19, from Allium Interiors. Vintage Train, \$185, and Star Wars collectable figurine, \$400, from Homage. Hug a Planet (small), \$28.95, and Honey Sticks beeswax crayons, \$14.95, from Nature Baby.



- Resene Half Alabaster
- Resene First Light
- Resene Spotlight
- Resene Flashback
- Resene Bootleg
- Resene Free Spirit
- Resene Calypso

stockists

Allium Interiors, www.alliuminteriors.co.nz, 09 524 4242. Cite, www.citeltd.co.nz, 09 623 9233. Design Denmark, www.danishdesign.co.nz, 09 361 3333. Design 55, www.design55.co.nz, 09 308 9455. Douglas + Bec, www.workroom.net.nz, 09 551 3685. Everyday Needs, www.everydayneeds.com. Homage, 09 520 5711. Madder & Rouge, www.madderandrouge.co.nz, 09 522 1062. Masterworks Gallery, www.masterworksgallery.com, 09 378 1256. Mid Century Design, www.midcenturydesign.co.nz, 09 365 1150. Nature Baby, www.naturebaby.co.nz, 09 300 7435. Simon James Concept Store, www.simonjamesdesign.com, 09 489 6955. Teragren, www.teragren.co.nz, 09 573 5544.