







Right: This heritage kitchen, designed by Callidus Architects, features a pressed-tin splashback painted in Resene Merino with elegant cabinetry in Resene Powder Blue. The island is also painted in Resene Merino and the ceiling in Resene Alabaster.

-  Resene Powder Blue
-  Resene Merino
-  Resene Alabaster
-  Resene Copper Fire



In need of a pop of colour behind your kitchen hob? Get the look you want with paint.



-  Resene Eighth Akaroa
-  Resene Coriander
-  Resene Black White
-  Resene Half Bianca

A painted splashback is a budget-friendly, versatile way of injecting colour into your kitchen. Not only is a splashback practical, but it can also be a striking design feature. Whether you fancy a subtle metallic sheen or a pop of pastel, there's a Resene hue to suit any style.

Monochrome magic

There's no right and wrong when it comes to picking a colour. For a soothing, pared-back vibe, opt for a monochrome look, using a tone similar to the colour of your walls. For example, the fleecy mid-tones of Resene Eighth Akaroa and Resene Half Bianca will create a soft and cohesive look. For a budget-friendly DIY option, embrace your existing kitchen wall colour and paint the splashback area the same hue. Simply add a glass panel on top to finish the look. The key here is to use Resene SpaceCote Low Sheen Kitchen & Bathroom, paint formulated with anti-bacterial silver and MoulDefender to keep surfaces prone to bacterial and mould build-up protected and looking spick and span.

Colour pop

A painted splashback is a standout feature and can add a focal point to your space, and one in a complementary colour to your cabinets always impresses. Cabinetry in crisp Resene Black White looks fantastic paired with hues such as Resene Mamba (a smoky lilac) or Resene Coriander (a muted herbal green).

Back-paint it

Try back-painted glass if painting a splashback feature directly onto your wall doesn't appeal. Back-painted glass, professionally finished with Resene Imperite from the Resene Engineered Coatings Systems range, is a great option for kitchen splashbacks. The glass finish can easily be wiped clean, and the hue on the back will be well protected – no cracks or valleys for kitchen grease to get stuck in. Make sure your splashback supplier applies the Resene Imperite onto low iron glass, as this will show the true colour you've chosen. **H**

design Callidus Architects www.callidusarchitects.co.nz
Kitchens By Design www.kitchensbydesign.co.nz

words Nicole Barratt

Left: A Resene FX Metallic Copper Fire splashback protected with glass is the hero of this warm-toned room designed by Kitchens By Design. The walls, cabinetry and island are in Resene Bianca, an off-white that works well with warm, toasty colours.