

Spirit of the sea

A mutable palette of soft sea blues and greys was the perfect choice for this seaside home.





Above left: Resene Midwinter Mist was a new colour discovery for Angela, now used in the main bedroom and ensuite. She loves it for its complexity.

Above right: Angela's knack for styling and choosing the right accessories helps gives this home a casual beachy feel. This is a corner of the main bedroom, with walls painted in Resene Midwinter Mist.

Opposite: A hanging egg chair is Angela's favourite place to curl up with a book. The walls are in Resene Quarter Periglacial Blue.

Below: Angela and Tim were keen on a casual bach-style vibe for their renovated home.

Resene Midwinter Mist

Resene Quarter Periglacial Blue

 *Muted or greyed-off colours are easier to live with than very bright, true colours.*

Many of us dream of living the bach holiday lifestyle all year round, but few of us have the opportunity to actually do so. Tim and Angela Kinnersley are the lucky ones. They've managed to not only achieve the lifestyle but also recreate the spirit of a bach they once owned and loved.

Armed with an array of soft Resene coastal blues, they have transformed a tired old cedar clad home into a magical seaside cottage. And it's just across the bay from the old bach, in a sheltered inlet north of Auckland.

The couple had holidayed in the area for many years, having friends and family to stay at their old bach, and kayaking around the tidal shoreline of the inlet. They loved the location and the community, so when it came time to make a move from the city, this is where their hearts led them.



The house they bought has a stunning view, but had a dark and sombre interior with timber ceilings and old wallpaper, while the exterior cedar cladding had been badly maintained. But Angela and Tim could see the easy potential that the house offered up. Says Angela: "We understood its age and style. We were keen on letting the house tell us what it needed rather than trying to force a style on it."

So when their builder suggested they reclad or just paint it, Tim's response was a firm no. Instead, they sought advice from a cedar restoration specialist, who suggested using Wood-X oil stain, available from





Above: The ceilings in the upper floor open-plan living area used to be timber, but 32 litres of paint later, they are stunning in Resene Eighth Pearl Lusta. The old brick chimney was covered in and the walls are painted in Resene Quarter Periglacial Blue.

-  Resene Quarter Periglacial Blue
-  Resene Gauntlet

Below: What was once a mouldy cedar exterior has been refurbished using Wood-X oil stain in colour Shale, available from Resene ColorShops. The roof and spouting are in Resene Gauntlet.



Resene ColorShops. Along with a roof and spouting now painted in Resene Gauntlet, it has worked wonders. "We're really pleased with the result, it looks like a different house, not hiding in the woods. You can see it." The old jade green joinery was also given a refresh in soft cream.

Inside, the dark vaulted timber ceilings and solid balustrades had to go. The ceilings in the main living room were brushed by hand using Resene Eighth Pearl Lusta – all 32 litres of it.

It was the start of a metamorphosis from woody to coastal.

Angela has developed such a passion for interiors she is now studying it. Deciding on the interiors for the house was a very personal journey, doing much of the research while on extended sick leave and undergoing treatment.

Tim saw the enjoyment it brought her, so he encouraged her to back her choices. She also sought advice from staff at the local Resene ColorShop, who suggested a palette of blues and greys. While the main living room colour changed – it's now Resene Quarter Periglacial Blue – other colours have been used



“I like that it’s a diverse range of blues and greys yet still creates a cohesive scheme.”


throughout the house, from Resene Half Duck Egg Blue in the bedrooms, Resene Midwinter Mist in the main bedroom, Resene Half Gull Grey in a hallway and the study, and Resene Quarter Truffle in the main bathroom and other hallways.

It now echoes the changing colours of the inlet waters. “In an inlet you get more mood and colour variation in the water. And because the house faces east, the white we chose had to be a warm white, not a cool white.” Hence, the use of Resene Eighth Pearl Lusta on the ceilings, trims and kitchen cabinets. “I like that the house has a diverse range of blues and greys yet still feels like a cohesive scheme. And colours like the Resene Duck Egg Blue change character depending on the light and the amount of vegetation outside the window. They’re mutable and interesting,” says Angela. “Each room has its own level of light and sunshine, so we tried to pick what was right for the room.”

With up to 16 different Resene testpot patches on the walls, Tim and Angela would discuss every decorating decision... “but Angela had the final say,” says Tim.

Above: A Cape Cod style kitchen, with Resene Eighth Pearl Lusta cabinets and Resene Quarter Periglacial Blue walls is the ideal look for this home’s new style. The splashback tiles are from Tile Warehouse, chosen because they looked like rippling water.

Right: The stairwell used to be a narrow dingy space with a high wall. The couple opened it up and painted it in Resene Quarter Periglacial Blue. The light is called Aloe Blossom by Jeremy Cole from Mr Ralph.

 Resene Eighth Pearl Lusta

did you know...

that you can get free colour and technical advice online at www.resene.com/colouexpert and www.resene.com/techexpert, or visit your Resene ColorShop? You can also book a colour consultancy in store or at home in selected areas. Book online at www.resene.com/colourconsultant.




They didn't want the house to be a homage to current trends but rather a reflection of their own tastes and the situation. The kitchen is a great example, where they could have easily gone with the currently popular island bench layout and streamlined cabinets. Instead, they retained the kitchen's original U shape and went for a Cape Cod aesthetic with panelled doors and black accents. The front of the bench seen from the dining side and the shelves on the back wall are made from left-over flooring planks.

Now that the renovation is complete, the living area is a favourite space. "It still delights me. It's so calming. Sitting in the egg chair is a favourite spot," says Angela.

The couple's desire to create a relaxed, warm and welcoming home has worked. Tim splits his work week between the city and home. A trip to visit their grown children is planned, and in the meantime, they'll keep up their regular beach walks with labradoodle Sam. **H**

Above: Resene Half Duck Egg Blue was used in this spare bedroom and changes with the light and reflections outside the window.

 Resene Half Duck Egg Blue

words Sharon Newey
images Bryce Carleton

→ *turn the page for alternative looks for this home's living room...*

paint it right

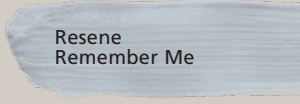
Use the right Resene colour and paint for the job

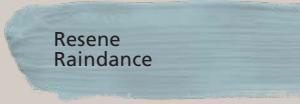



Use Resene SpaceCote Low Sheen for interior walls and team it with Resene SpaceCote Flat on ceilings for a long-lasting, wipeable surface. Here, it's tinted to Resene Quarter Truffle for the hallway.

weathered blues:

Weathered, beachy blues and greys are versatile, perennial popular colours and feature strongly in the new Resene The Range fashion colours. Here are three to try:

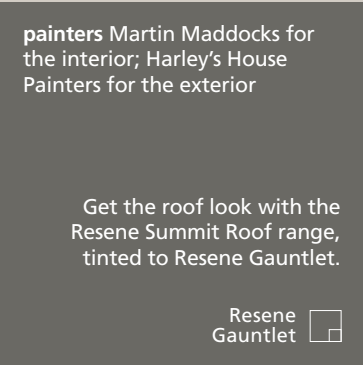

 Resene Remember Me

 Resene Raindance

 Resene Half Dusted Blue


painters Martin Maddocks for the interior; Harley's House Painters for the exterior

Get the roof look with the Resene Summit Roof range, tinted to Resene Gauntlet.

 Resene Gauntlet 



Resene has a range of different stains suitable for exterior use including the Resene Woodsman range in both oil and waterborne versions. Resene ColorShops also stock Wood-X, used on this home to rejuvenate the cedar.

 Resene Quarter Truffle

alternative solution - softly does it



Above: Soft Resene Double Ash is used on the walls of this room along with Resene Colorwood Whitewash on the wall panelling and oak floor and Resene Colorwood Natural wood stain on the built-in cabinets for a beachy feel. The trims are in Resene Silver Chalice and the ceiling is in Resene Alabaster. Products featured include Rattan Panel Inserts and White Matchstick Blinds CW168 from House of Bamboo, Coolum Cladding from Eco Outdoor, a Holt Sofa in Nassau Spa fabric from Westbury Textiles from MCM House, Leather 01 Handles in Slate from Made Measure, Montanaro in Carmine fabric from Westbury Textiles and a Lasta Coffee Table from Vela Life.

top tip

If you love the colours in a fabric or artwork, load a photo of it into the Resene Colour Palette Generator and it will suggest some Resene colours to help get you started. Go to www.resene.com/palettegenerator.

 Resene Alabaster

texture and calming colours soften this room



Designer **Kate Bell** suggests this alternative scheme:

I chose this scheme because of the coastal location, using a soft, neutral palette to work in with the selected furnishings. Textural components such as the rattan panelling on the joinery and armchair, the texture of the fireplace, the board and batten panelling and the timber frame of the sofa all complement the Resene colour palette of muted green/grey tones where the walls are in Resene Double Ash and the trims are in Resene Silver Chalice.

The Resene Colorwood Whitewash finish on the panelling continues the textural theme and complements the traditional beach house while matchstick blinds and pale timber floorboards enhance the look. The salmon pink stone of the coffee table and tones of sage, aqua and pale grey on the loose cushions contrast with the stronger rust-coloured fabric on the window bench seat.

web www.katebelldesign.com

Resene Double Ash



Menu Concrete JWDA Lamp

Luumo
www.luumodesign.com
+61 2 9389 4830

Cane Lounger in Natural

Worn Store
www.wornstore.com.au

Resene Smoulder



Resene Silver Chalice

Brisa Fabric in Aqua by Christopher Farr

Ascraft
www.ascraft.com.au
+61 2 9360 2311

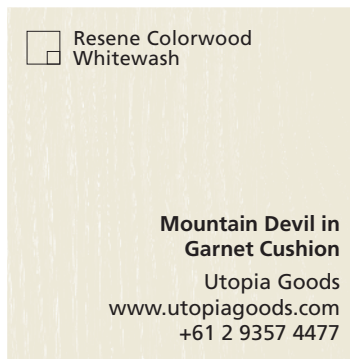


illustration
Malcolm White






Above: Walls in Resene Peace are offset with a fireplace and trims in Resene Thunder Road, while the ceiling is in Resene Quarter Truffle and the floor is in Resene Colorwood Whitewash. Other products include an Outline Sofa from Simon James Design, Outline wall mirror from Joska and Sons, Vertigo pendant light from ECC, Ombra Table Lamp, Compound Tall Boy, Moon Knit Throw, Vitra L'Oiseau bird, Melt candleholder, Pop Print Wall Art and Gava stool/side table from Citta Design, oval stool from Tessuti and leather Moroccan slippers from Paper Plane.

top tip

Avoid fly spots on ceilings with Resene Fly Deterrent. Designed to discourage flies from sitting on the painted surface, it reduces the appearance of unwanted fly spots, and is especially useful for high ceilings like this.

 Resene Quarter Truffle

earthy natural colours frame the view



Designer **Therese Högstedt** from Candela Design suggests this alternative scheme:

The idea for this room was to create a relaxed, down-to-earth feeling. I wanted to create an informal environment that emphasised the stunning bay view outside the big windows. To really capture the character of the home I kept the panelled ceiling but gave it a new colour of Resene Quarter Truffle to add some depth. The natural green tones of Resene Peace suit the room, and with the darker accents of Resene Thunder Road around the fireplace and window trims, it gives the space a youthful feel. The overall effect is of a relaxing haven.

phone 027 656 6600 web www.candeladesign.co.nz

Resene
Thunder Road 



Lampe Gras 210 Wall
Lamp by DCW Editions

Tessuti
www.tessuti.co.nz
09 376 4802

 Resene
Cleopatra



Braid Rug in Chalk by
Armadillo and Co

The Ivy House
www.theivyhouse.co.nz
09 383 3396

Radial Round Coffee Table

Citta Design
www.cittadesign.com
09 630 6177

 Resene
Mother Nature



Resene
Half Truffle 

Bolster Cushion and Round
Squab in Brass Velvet


Tessuti
www.tessuti.co.nz
09 376 4802



 Resene
Peace

Hanging Pod Chair
in Black Check

Interior Design Online
www.interiordesignonline.co.nz
0800 436 654



illustration

Theresa Högstedt