

open air style






Be inspired by our collection of outdoor spaces, from contemporary to cute.



Paint or stain?






Leaving your decking timber to fade is all too common, but it means you'll forever be stuck with washed-out grey in your colour scheme and the risk of many splinters as the wood starts to break down. Instead, check out the range of stains in the Resene Exterior timber stains collection for a range of colours from warm naturals, through smoky greys to greens. Or, opt for a paint finish using Resene Walk-on paint tinted to your favourite colour from the Resene collection.

Left: Forest green is making a comeback, inside and out, and has always looked superb on classic rustic board-and-batten cladding. This colour is Resene Atlas and rather than team it up with natural tones and browns, this crisp white chair, bench seat and planter box (in Resene Alabaster) really stand out. The pots have been painted too, in Resene Rascal, Resene Ayers Rock and Resene Celebrate. The deck is Resene Woodsman Iroko.

- | | | | |
|---|-----------------------|---|-------------------|
|  | Resene Alabaster |  | Resene Ayers Rock |
|  | Resene Atlas |  | Resene Rascal |
|  | Resene Woodsman Iroko | | |

Resene Celebrate

Right: This new house has a fresh beachy feel with an open pergola and light wicker furniture. The house is painted in Resene House White and the pergola and trims are Resene Quarter Black White. The colours inside are Resene Quarter Pravda, with a feature wall in Resene Tax Break which is from an older colour collection (try Resene Ming for another option). The interiors were designed by Diana Norman with help from Stella Lennox of Lennox Design.

-  Resene House White
-  Resene Quarter Black White
-  Resene Tax Break
-  Resene Ming
-  Resene Quarter Pravda





Resene Double
Friar Grey

Adding texture

Resene Resitex and Resene Sandtex are a couple of fun products that let you add texture to just about anything. Resene Resitex gives a rougher finish, while Resene Sandtex is finer, and comes in two grades – try it on a wall or plant pot before topcoating with your chosen paint colour tinted into Resene Lumbersider, which is a low sheen paint ideal for outdoor projects.

Both Resene Resitex and Resene Sandtex can also be tinted into many colours from the Resene collection of colours.

Resene
ASAP 



pictures Melanie Jenkins, Bryce Carleton and Property Tour NZ



Resene
Half Merino

Left: Create a tropical getaway corner with this sheltered deck area. The side of the house has been textured with Resene Resitex tinted to Resene Tana, and Resene Sandtex tinted to Resene Merino. The garden wall in the background is painted Resene Karaka and as a stain alternative, the deck has been painted in Resene Walk-on in Resene Double Sea Fog. Add a comfy bean chair from Coast New Zealand, a raffia Tiki umbrella from Beach Kit, and some pots painted in Resene Campground, Resene Quarter Titania, Resene ASAP, Resene Citron and Resene Hideaway.

- | | | |
|-----------------------|-------------------|------------------------|
| Resene Tana | Resene Campground | Resene Quarter Titania |
| Resene Merino | Resene Citron | Resene Hideaway |
| Resene Double Sea Fog | Resene ASAP | Resene Karaka |

Cool it

If you choose a dark colour for your house exterior or any outdoor structure, make sure to use Resene CoolColour paints and wood stains. A Resene CoolColour reflects more of the sun's UV than a standard version of the colour, protecting the paint and the cladding by minimising heat stress and potential damage.

Resene Gravel

Above left: Architect Marrion May created this stunning outdoor space with its echo of subtle Cape Cod style – perfect for our old villas and bungalows. The weatherboards are in Resene Double Friar Grey and the trims in Resene Alabaster to match the Lacorno louvred roof. The colour scheme was created by Tracy's Interior Design.

Above: When the McAuley family needed to tidy up the design of their back garden, landscape designer Margaret Chapman came to the rescue. She reconfigured the spaces, located a new pool so that it could be easily seen from inside the house, and evened out the levels. The existing deck was used rather than rebuilt, and the exterior of the house painted in Resene Gravel. A new awning gives shelter from the midday sun. The walls inside the house are Resene Albescent White and the wallpaper in the dining room was from a Resene collection. Try the Modern Artisan range for a similar look.

Left: The term 'outdoor room' certainly applies to this welcoming spot. It has a contemporary look but also a rustic vibe with the timber all stained with Resene Woodsman Cedar sitting alongside the striking stone fireplace. The ceiling is Resene Half Merino and Resene Black is used on the house exterior and the pillars supporting this roof structure. The house was built by Jeff Marra at Design Builders Waikato and was recognised in last year's Registered Master Builders awards.

- | | |
|--------------|------------------------|
| Resene Cedar | Resene Albescent White |
| Resene Black | Resene Alabaster |