

# welcome









The right colour for the right place – sometimes it's tricky to achieve but when the colours you have carefully chosen for your interiors come together, it's a joy to behold. The same wisdom holds true for interior schemes as it does for fashion – you should choose what you like and what works for you rather than slavishly follow fashion. Then your home – and your wardrobe – will last the distance and always look just right.

That's true of our two feature homes this issue. Both are older homes but are painted in quite different colours. Yet both are so appropriate to their situation and owners. The first interior was created by a bold interior designer for a courageous client but given that client is a jeweller, the rich colours sprinkled throughout the home are just right – see page 20. This home also won a Resene Total Colour Award recently. See page 30 for more winners.

The other home on page 42 is caressed in a soothing palette of gentle aged tones that are ideal for this old villa in its semi-rural setting. Delicious. And our garden this issue, owned by an architect and an artist, pops with colour and structure. It's a true reflection of its owners.

So if you're planning a colour scheme for your home, take a moment, think about what you truly love and what works for you, grab a few testpots from your local Resene ColorShop or reseller, and have fun!

Sharon Newey editor

- |   |  |
|---|--|
|  Resene Guggenheim   |  Resene Troubadour  |
|  Resene Glamour Puss |  Resene Sentimental |
|  Resene Reservoir    |  Resene Half Escape |

Life seems to be getting ever busier. Sometimes it's tricky to take time out to smell the roses. Sometimes even just keeping the house tidy can seem like a mission! When you've had a long arduous day, coming home to rest in surroundings coloured in your favourite hues can be all you need to pick yourself up or soothe you into sleep time.

No matter how busy your schedule is, it only takes a few hours to add your favourite colours to your home and it can be surprisingly therapeutic. Even if you start by painting some canvases, a piece of furniture or a few planter pots, then work your way up to a feature wall and

then tackle a whole room. By starting small, you'll be able to enjoy each project as you finish it and once you get the hang of the small projects, the larger ones won't seem so daunting. You'll also be pleasantly surprised at the satisfaction you get from actually finishing a project then sitting back to admire it. So tear yourself away from the TV, computer or phone and treat yourself by adding some colour to your day. Happy decorating!

*The Resene Team*