



# deco is in the details

## top tip

For more wallpaper ideas, pick up the *habitat plus* – wallpaper booklet, which is available free from Resene ColorShops or online at [www.resene.com/habitatplus](http://www.resene.com/habitatplus).

Walk into any popular furniture store and you will see the undeniable presence of the art deco revival trend that has swept in seemingly out of nowhere. As a counterpoint to edgy industrial looks, art deco revival offers a new opportunity to bring an abundance of refined luxury and opulent elegance to our interiors.

High-contrast between white and black, strong vertical linear forms – as well as round, exaggerated curves – geometric details, jewel toned velvet, veiny marble, brushed brass and high-gloss finishes are all things to look for. And, since these pieces have such a strong inherent character and understated glamour, they're best suited to a minimalist setting. Pick a few things you really, truly love with shapes, patterns or colours that complement one another and don't overdo it.

Colour wise, bold use of red, black and white together balanced with softer, mid-range neutrals is the way to go. Try using Resene Dynamite and Resene Jalapeno with Resene Noir and Resene Alabaster on statement pieces and use colours like Resene Ethereal, Resene Eighth Stonewashed, Resene Napa and Resene Double Pravda on walls and floors for a well-rounded look.









**Left:** In this on-trend art deco revival colour palette, the background is in Resene Ethereal with A4 drawdown paint swatches in (from left to right) Resene Noir, Resene Dynamite, Resene Jalapeno, Resene Double Pravda, Resene Napa, Resene Alabaster and Resene Eighth Stonewashed.

If you dare to bring the drama of the roaring twenties into your interior, a stylish and swanky wallpaper is the perfect place to start. Try one of these designs from the Resene Wallpaper Collection – available from your local Resene ColorShop – to introduce some serious style.



## *did you know...*

that new Resene Wallpaper Collections are regularly launched and older collections are usually deleted after three years, sometimes sooner? If you need to patch or replace damaged wallpaper later down the road, it may no longer be available. It's a good idea to order more than what's required just in case you need it later on.

- |                                                                                                             |                                                                                                          |                                                                                                       |
|-------------------------------------------------------------------------------------------------------------|----------------------------------------------------------------------------------------------------------|-------------------------------------------------------------------------------------------------------|
|  Resene Ethereal           |  Resene Napa          |  Resene Slipstream |
|  Resene Eighth Stonewashed |  Resene Double Pravda |  Resene Sambuca    |
|  Resene Alabaster          |  Resene Noir          |                                                                                                       |

**Left:** Resene Wallpaper Collection GLA903 has a subtle textural frond pattern, but its neutral palette lends itself beautifully to a range of schemes. It looks particularly perfect in this art deco revival dining area, paired with rounded shapes and bordeaux-coloured velvet chairs. Try it with Resene Noir, Resene Alabaster, Resene Dynamite and just a touch of Resene Slipstream.

**Right:** The art deco-esque repetition of round shapes is very evident in this space, as is the tell-tale high gloss finish of the dining table. The tile-like pattern of Resene Wallpaper Collection Z44523 adds to the dramatic feel of the space and complements a warm neutral palette beautifully. Try it with a key piece of furniture in Resene Napa and accents in Resene Sambuca.

