


all natural



 **Trend: minimalist murals**
See page 30

While nature has long been a common inspiration for décor, woodland tones like mushroom greys, such as Resene Napa, and fern-inspired shades, such as Resene New Leaf, are among the most popular hues. Flora and fauna motifs are wildly popular too, which has led today's on-trend natural looks to split into two main sub-categories: those built from tonal palettes with natural textures layered on, and those with graphic botanical patterns.

To get the best of both worlds, start with a palette built from warm and neutral Resene colours. It's easy to incorporate a bit of jungle flavour through tropical plants and something out of the menagerie to add some interest but still keep the space from feeling completely untamed.

The trend in hand-painted wall murals follows a relaxed, freehand style including small painted features that meander over corners or other architectural details with sections of colour, doodled lines and curves that break the transition between walls, floor and ceiling. Gone are the days when the whole wall needed to be filled for the work to be finished. All you need is a small collection of Resene testpots and a little imagination.

Left: Organic shapes and colours know no bounds – not even the edges of walls. These walls are painted Resene Rice Cake with freeform shapes painted in Resene Soothe and Resene Haystack with outlined shapes in Resene Noir.

 Resene Haystack


 Resene Noir

nomadic traveller


The dusky earthy tones of this calm space layered with the natural fibres and wood tones make it feel as though you've just stepped in to a luxury lodge after a trek through the savannah. It's the sort of look that the well-travelled - or those who dream of travelling well - bring into their interiors to evoke exotic destinations. The look can be easily adapted to echo cultural motifs and colours from other countries and cultures.


The strong bold lines of the colour-blocked wall's asymmetric pattern were inspired by a bird's eye view of the patchwork formed by farmers' fields. The rich dark brown fireplace and vertical stripe have been painted in wonderfully warm Resene Route 66 to create a focal point in contrast with the more neutral Resene Grey Olive (upper left), Resene Napa (right) and Resene Earthen (bottom). The whole look is grounded with the floor in Resene Quarter Spanish White, leaving the warmer shades space to shine.

Other colours to try with earthy tones are sunset pinks, deep forest greens or a mix of greys such as Resene Soulful, Resene Family Tree or Resene Porter.

 Resene Quarter Spanish White


 Resene Family Tree

 Resene Soulful

 Resene Porter

 Resene Route 66

 Resene Grey Olive

 Resene Napa

 Resene Earthen



Above: Recreate this idea simply by masking the lines. First, take a good look at the room or wall you're painting to see how the shapes might be adjusted to your space, then look for areas you want to highlight. You'll need a mix of dark and light shades in order to create the appearance of structure.



Above: The background of this earthy mood board is in Resene Quarter Spanish White with A4 drawdown paint swatches in (from bottom to top) Resene New Leaf, Resene Grey Seal, Resene Napa, Resene Route 66, Resene Grey Area and Resene Sambuca. The vase is painted Resene New Leaf.

 Resene New Leaf

 Resene Grey Area

 Resene Grey Seal

 Resene Sambuca

Get a completely different look by swapping out Resene Permanent Green for a highly chromatic red like Resene Havoc.



Resene Double Ash


Resene Karaka

Resene Helix

Resene Silver Chalice

Resene Permanent Green


Left and below: Walls in Resene Double Ash over a Resene Resitex textured finish, floor in Resene Silver Chalice, coffee table in Resene Helix, nesting tables in Resene Karaka, tall plant pot in Resene New Leaf, wide plant pot in Resene Karaka and brass ringed vases in Resene Permanent Green and Resene Helix.


 *Add earthy texture to your walls (inside or out) with Resene Resitex Sandtex or Resene Resitex to create a Mediterranean style effect.*








Above: For a restful room like this one, try Resene Wallpaper Collection EAR602 with Resene White Pointer on the floor and ceilings, Resene Ethereal on a major piece of furniture and add in accents in Resene Eighth Bokara Grey, Resene Peace, Resene Smoothie and Resene New Leaf.

 Resene White Pointer

 Resene Eighth Bokara Grey

 Resene Smoothie

 Resene Ethereal


 Resene Peace

 Resene New Leaf



 Resene Family Tree

 Resene Colorwood Tiri

 Trend: green
See page 6

Bring the outdoors in. The wall in this jade green space is painted Resene Family Tree and the timber floor is stained Resene Colorwood Tiri.