

# clash

The world continues to shrink.  
Global influences converge.



**We are now** part of a global village. We don't just share technology and ideas but welcome styles, colours and materials from other cultures. Then we mix them in our own way.

Not only are people nomadic, ideas also flow freely across borders and space. Exposure to new cultures encourages mixing and matching of colours in unexpected combinations. Colours that would once have never been seen together are now happy partners; it's colour clash with a purpose.









Mix Scandi with tribal. Merge Pacifica with Eastern. Drop some Californian into your Moroccan. When you break the old colour rules, there is no going back.

**Left:** Try a bit of tribal luxe with walls in Resene Bronze and Resene Triple Wheatfield. The triangles are a sponge print. The floor is in Resene Colorwood Smokey Ash, the coffee table is ragged in Resene Double Wheatfield and the planters are Resene Pirate Gold and Resene Fahrenheit.

### *testing a testpot*

The best way to use a Resene testpot is to paint the colour onto an A2 card (available at Resene ColorShops), leaving a white border around the edge. Move the card around the space at different times of the day and night, in natural and artificial light.



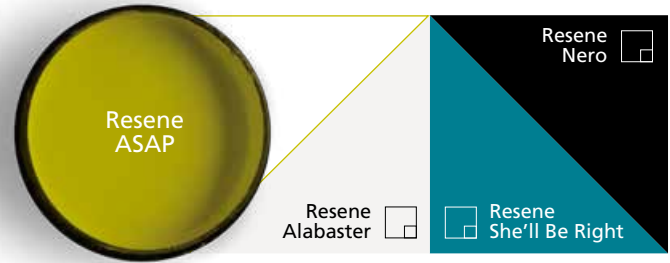
- |  |  |
|--|--|
|  Resene Rumour Has It |  Resene Aloha           |
|  Resene Malarkey      |  Resene Sambuca         |
|  Resene Ruby Tuesday  |  Resene Pearl Lusta     |
|  Resene Celebrate     |  Resene Woodsman Banjul |

-  Resene Bronze
-  Resene Triple Wheatfield
-  Resene Smokey Ash
-  Resene Pirate Gold
-  Resene Fahrenheit


**Left:** Saturated fiery shades of orange, ochre and yellow are adaptable, good for a myriad of styles from a mid-west desert feel to this contemporary Pacifica look. The back wall is Resene Rumour Has It and the matchstick wall is Resene Pearl Lusta. The stools are in Resene Aloha, Resene Malarkey and Resene Celebrate, while the table is in Resene Sambuca. The basket platter is in Resene Ruby Tuesday and the food cover is in Resene Celebrate. A random length timber 'mat' is made of pine planks stained in Resene Woodsman Banjul.

### *top tip*

Use intense colours and texture to lift an otherwise neutral scheme, like this patterned linen bedware against a Resene White Thunder bedhead and Resene Half Evolution walls.



Resene ASAP is a stimulating bite of sour green gold, very dynamic. Try Resene ASAP with teal blues, blackened whites or blue blacks such as Resene She'll Be Right, Resene Alabaster or Resene Nero.



Resene Smashing is a bold pure red; it is so full of provocative energy that it demands centre stage. Try Resene Smashing with sea blues, pastel chartreuses or carbon browns, such as Resene Discover, Resene Fresh or Resene Blackout.

*layering enhances the look - use rugs, cushions, fur throws on floors and furniture*