



Pride of place

Bespoke colours steeped in geographic and cultural significance bring mana to Ngāti Whātua Ōrākei Trust's new home.

Since the 17th century, Ngāti Whātua have called Tāmaki Makaurau (Auckland) home. Today, the collective affairs of more than 7000 registered hapū (sub-tribe) members throughout New Zealand and beyond are looked after by the Ngāti Whātua Ōrākei Trust. Every member of Ngāti Whātua Ōrākei can trace their whakapapa (genealogy) to a shared ancestor, Tuperiri, and are descended from the three hapū: Ngā Oho, Te Taoū, me Te Uringutu. Together, they are collectively referred to as Ngāti Whātua Ōrākei and their celebrated lineage and legacy has enabled a strong connection to their stunning traditional lands – and one another.

Given what a large whanau (family) they take care of, it's understandable that Ngāti Whātua Ōrākei Trust and its commercial subsidiary, Whai Rawa, need a functional and agile workplace where they can perform their integral role. And, as with any other family, they needed their home to be designed in a way that would be reflective of the needs and values of those it belongs to. Previously, Ngāti Whātua Ōrākei's operations were located across two separate locations and lacked a sense of place, creating a disconnect between the two entities and the important work they needed to accomplish. After some investigation, the organisations found a suitable tenancy where they could both be housed within its walls. Since the space was essentially a blank

below and opposite: There is a lot to love about the newly completed space that Ngāti Whātua Ōrākei calls home. Along with culturally-significant motifs, a distinguished collection of artwork and innovative lighting designs that pay homage to Indigenous weaving practices, the cohesive colour palette formulated by Resene in collaboration with Ngāti Whātua Ōrākei plays a starring role in the design. For many members of the project team, the bold orange ceiling that characterises the communal kitchen and gathering space painted in Resene SpaceCote Low Sheen tinted to Ahikāroa is a favourite element. Walls and bulkhead in Resene SpaceCote Low Sheen tinted to Onepū. While these specific custom hues were uniquely developed for the project, those inspired by the palette can look to colours like Resene Alabaster, Resene Inside Back and Resene Rock Spray.

- Resene Alabaster
- Resene Inside Back
- Resene Rock Spray
- Resene Colorwood Whitewash
- Resene Colorwood Dark Ebony



above, below left and right: The new plasterboard throughout the office was first prepped with Resene Broadwall Wallboard Sealer and primed with Resene Acrylic Undercoat before the coloured topcoats were applied in Resene SpaceCote Low Sheen tinted to three bespoke colours that Ngāti Whātua Ōrākei developed with Resene. The hues and their names poetically capture the beautiful physical attributes that characterise Ōrākei. The softly greyed white, Onepū (sand), and the nuanced blue grey, One-paroro (sandbar), both reference the shores of Oneoneoroa (the historical name for Shoal Bay, which is also named for the sandbar). The captivating orange, Ahikāroa (long burning fires), references the spectacular glowing sunrises and sunsets that can be seen over Takaparawhau (the historical name for Bastion Point, a coastal piece of land in Ōrākei) and keeping the home fires burning. While these specific custom hues were uniquely developed for the project, those inspired by the palette can look to paint colours like Resene Alabaster, Resene Inside Back and Resene Rock Spray and wood stains like Resene Colorwood Dark Ebony and Resene Colorwood Whitewash to achieve a similar look.



gold standard



canvas, they engaged the design team at STACK – who has an extensive history of creating outstanding commercial office spaces – to help their vision take shape.

“The brief was to accommodate the needs of our two entities where we could collaborate, connect with each other and our partners, and reflects the iwi and its history,” says Lisa Davis, Chief Executive for Ngāti Whātua Ōrākei Trust. “The design team had a challenging space to work with and skilfully delivered a solution

that embodied functionality and the importance of manaakitanga (hospitality, generosity and kindness) and whanaungatanga (forming and maintaining relationships and strengthening ties between kin and communities).”

The new workspace, which is not only wonderfully fit-for-purpose but also remarkably beautiful, exemplifies the dedication and collaborative efforts of the entire project team. The open-plan layout unites the organisation within a single location that

top tip

Resene
Alabaster

To prepare new plasterboard for painting in general office areas, ensure all surfaces have been sanded smooth and wiped clean of dust and debris then seal it with Resene Broadwall Waterborne Wallboard Sealer. In wet areas like kitchens, bathrooms or breakrooms, choose Resene Waterborne Sureseal for improved moisture protection. Once your sealer is dry, lightly sand the surface to remove any nibs or rough areas and use a clean dry cloth to remove dust before applying your coloured topcoats. In general areas, choose Resene SpaceCote Low Sheen waterborne enamel or Resene Zylone Sheen for your coloured topcoats. In wet areas, use Resene SpaceCote Low Sheen Kitchen & Bathroom waterborne enamel.

One-paroro

Ahikāroa

Onepū

serves a dual function, accommodating Whai Rawa’s commercial requirements and providing a home for the Ngāti Whātua Ōrākei Trust whānau. The design takes a sincere approach in balancing meaningful elements of the iwi’s culture and identity in a contemporary context, honouring taonga (treasured possessions) and kōrero tuku iho (tradition). Collaborative meeting rooms for conducting business and a shared wharekai (dining area) have become essential gathering places for the two entities while thoughtfully integrated cultural design elements have been layered into the space, including patterned lighting that evokes traditional weaving and a collection of prominent mahi toi (artwork) that offers a gallery-like experience along the main spine of the floorplate.

Underpinning it all is the breathtaking colour palette. The space is elegantly characterised by earthy colours inspired by the surrounding taiao (environment), connecting it to the land and its heritage through a bespoke palette that was developed jointly by Ngāti Whātua Ōrākei in collaboration with Resene over the course of two years. Known as Ko ngā tae i tāmokongia ki te Kahu Tōpuni o Tuperiri, the hues embody the identity of Ngāti Whātua Ōrākei.

“Resene – a family-owned business known for their trustworthiness and similar values, especially in sustainability and kaitiakitanga – was the perfect partner for Ngāti Whātua Ōrākei,” says Lisa. “To ensure that the colours truly represented the iwi, the community played an essential role in the process. Community







members were asked to provide photos and ideas for colours, resulting in a range of 53 final selections. Each colour was then given an ingoa (name) by Ropata Paora, a matanga reo (language expert), to further solidify the connection to Ngāti Whātua Ōrākei.

“The mahi toi (artwork) collection from our Ngāti Whātua Ōrākei creatives was curated by Dave Harriman. It has all been seamlessly woven into the fit-out of the office and the areas where kaimahi (employees) can come together to work, share kai (food) and collaborate. The end result is a functional and agile space that meets our needs as kaimahi and a place that exudes who we are. Ahikāroa, the striking orange colour of our kitchen ceiling, is inspired by the sunrise and sunset over our whenua at Takaparawhau. Complemented by the mahi toi from our whānau (family) and portraits of our tupuna (elders) and tamariki (children), it serves as a reminder of our purpose, our people, those we serve. As we work toward realising our tribal aspirations,

it’s encouraging to have a whare (home) that accommodates our expanding team and enables us to better serve our whanau.”

STACK’s work on the project was headed up by Creative Lead Jesse James Smith and Senior Designer Lauren Ross. “The relationship between Ngāti Whātua Ōrākei and Resene and the work that was done in the development of the colour range meant that there was a lot of meaning embedded into the project’s palette from the start,” explains Jesse. “Using Resene SpaceCote Low Sheen throughout the workplace allowed a consistent finish throughout the different areas. The superb coverage and consistency of the paint, colour and texture facilitated the creation of the gallery-type setting, providing an excellent base for the display of mahi toi within the space. It was great to be able to specify and incorporate New Zealand-made, sustainably-certified coatings that aligned with Ngāti Whātua Ōrākei’s values and community-based business focus.

opposite, above left and right: Ensuring the materials, colours and motifs within the space would have deep cultural ties to Ngāti Whātua Ōrākei was paramount to the project’s success, and the finished result does an exquisite job of honouring Ngāti Whātua Ōrākei’s legacy thanks to the dedicated collaboration of the design, build and client teams. Their efforts were recognised with the Resene Total Colour Commercial Interior Office Colour Maestro Award at this year’s Resene Total Colour Awards. Orange ceiling and office wall painted in Resene SpaceCote Low Sheen tinted to Ahikāroa and other plasterboard walls in Resene SpaceCote Low Sheen tinted to Onepū. While these bespoke paint colours are exclusive to Ngāti Whātua Ōrākei, look to a palette of Resene Alabaster, Resene Inside Back and Resene Rock Spray paired with timber accents finished in Resene Colorwood Whitewash and flooring stained in Resene Colorwood Dark Ebony for a similar effect.

	Resene Inside Back		Resene Colorwood Whitewash
	Resene Rock Spray		Resene Colorwood Dark Ebony

ngā tae (the colours)



Ko ngā tae i tāmokongia ki te Kahu Tōpuni o Tuperiri is the first iwi-inspired paint colour palette, which was launched in partnership between Ngāti Whātua Ōrākei and Resene. Through this curated palette of 53 culturally-significant hues, which were chosen in consultation with the community, the paint colours used for their projects are reflective of the local history of Ngāti Whātua Ōrākei and tie into colours found in te taiao (the surrounding environment) in and around Ōrākei. Each of the palette's colours is known by an evocative Te Reo Māori name chosen by Ropata Paora.

Onenui	Pani	Toitū	One-mamaru
One-tea	Poki	One-papa	Ōkahu
One-mā	One-mōwai	Pukerae	One-tū
Oneroa	Kūrae	One-tai	Kaiao
One-matua	Ahipūmau	Matarae	Kaipō
One-one	Ahitūroa	One-kōpuru	Pī
One-taunga	One-rua	Paetū	Pūrea
One-ao	Tūāhuru	One-rangi	Pūawai
One-koro	Tua-ā-ahi	One-matā	Mārino
One-rere	Tu-ā-ura	Kahupō	Māhoe
Ōkewa	One-uku	Pōuri	Māriē
Onewā	One-kura	Pōkere	One-puia

did you know?

Resene has worked with a huge range of clients to create custom-made colour palettes to suit their project, work, region or client. Each is included in the Resene e-tint system for tinting at all Resene ColorShops. For help with a custom-made colour palette, contact your Resene representative, www.resene.com/meet-the-team.

The incorporation of the new Ngāti Whātua Ōrākei palette into the concept was important to the design of the space, but having a product developed with community engagement in mind added an additional layer of meaning in the creation of the new home for Ngāti Whātua Ōrākei.”

Through careful placement of the Resene paint colours and by implementing a bit of design ingenuity to make the most of the architectural assets the building offered, STACK was able to deliver a positive and powerful user experience. Since there wasn't much natural light available and the space is relatively narrow, the team relied on careful space planning and created an illusion of added height within the kitchen through the exposed ceiling and their colour choices.

“Jesse was able to create a space that was both visually dramatic and incredibly functional,” says Lauren. “He was able to maximise the positive attributes of the space in a way that showcases his talent as a designer while creating an incredibly cost-effective solution for the client. Working on the project as the on-site designer allowed me to curate the final finishes, pulling inspiration from the symbolic stories captured in the palette range by Ngāti Whātua and Resene.”

According to Jesse and Lauren, a key concept for the space was for users to be able shift between different areas based on the work they want to focus on. Onepū, the softly greyed neutral which appears on the main walls throughout the open-plan space, helps to ground the organisation within the shores of Oneoneroa. One-paroro, a blue-edged grey, was used to anchor and define meeting and collaborative spaces while evoking a sense of calm in complementary contrast to the orange Ahikāroa ceiling and the other bold burnt orange accents incorporated within the fit-out.

Out of the design's many beautiful elements, Jesse says the Ahikāroa ceiling is his clear favourite as it makes an impressive impact from the moment you enter. “We wanted to create some drama that would draw people into the office. Having the bold orange ceiling highlighted the importance of the space, both as a physical point of connection between the two parts of the business and through the colour's symbolic meaning.”

When it came to the build, Harrier Construction Managing Director David Broome says the timeline was the biggest challenge, but the team pulled together to make it happen. “The client came to Harrier Construction with a tight time frame of six months to complete the design and build. From the commencement of the design process through to the completion of the project, Ngāti Whātua Ōrākei, Harrier Construction and STACK were able to keep to the pre-agreed dates. All parties communicated well with prompt decision making when required. It is a testament to Ngāti Whātua Ōrākei as a client that they allowed the project team to add value to the process rather than dictate their idea for the space. They provided direction and made clear choices when required and embraced the more bespoke product and colour selections for the fit-out that were put forward by the project team.”

While David shares the design team's appreciation for the orange ceiling, he feels the artwork is another standout component. “The beautiful pieces that Ngāti Whātua Ōrākei curated were always going to be a fundamental feature of the space but we didn't know which pieces would be selected and where they were to be positioned until it was time to place them. We worked closely with STACK during planning to be mindful that the material and colour selections would be complementary to the artwork, providing depth without clashing or feeling overbearing. When we installed the artwork upon completion of the build, there was great satisfaction in seeing it all finally and completely coming together. I felt both aspects turned out exceptionally well and hence they are both my favourite.”

“The project was one of the more enjoyable projects I have been involved in. All of the parties worked extremely well together and the result is a stunning space that we can all be proud to have been involved in.” *BW*

design STACK, www.stack.co.nz

build Harrier Construction, www.harrierconstruction.co.nz

client Ngāti Whātua Ōrākei, ngatiwhatuorakei.com

painting Auckland Plastering Group, www.apg.kiwi.nz

images Mark Scowen, www.intense.co.nz